



















RESULTS SUMMARY

2020 OLYMPIC HOPES COMPETITION

K1 Men 1000m U17

Rank	SF	Lane	NF	Name(s)	250m	500m	750m	Time
1	1	6	 HUN	Levente KURUCZ	51.11 +0.45	1:46.43 +0.23	2:42.19	3:37.54
2	1	5	 HUN	Patrik KOVESDI	50.65 +0.37	1:46.19	2:43.17 +0.98	3:37.88 +0.34
3	1	9	 ROU	Darius Florentin ZAHARIA	53.28 +2.17	1:47.48 +1.05	2:43.43 +1.23	3:38.48 +0.93
4	1	8	 UKR	Oleksii MAMCHENKO	53.96 +0.67	1:49.11 +1.62	2:44.84 +1.40	3:42.18 +4.63
5	1	7	 TUR	Deniz Romeo KAYA	53.39 +0.11	1:50.25 +2.77	2:48.43 +5.00	3:44.06 +6.51
6	1	4	 CZE	Vaclav TERMER	50.28	1:46.60 +0.17	2:44.96 +1.52	3:46.08 +8.54
7	1	3	 UKR	Mykyta BRUKHANSKYI	53.48 +0.20	1:50.69 +3.20	2:49.80 +6.36	3:47.79 +10.24
8	2	5	 LAT	Otto GERBERS	53.29	1:51.53	2:49.89	3:47.87 +10.32
9	2	4	 CZE	Jiri HUMHAL	54.19 +0.90	1:51.69 +0.16	2:51.46 +1.56	3:50.17 +12.62
10	1	1	 LTU	Rytis SAKALAUŠKAS	54.66 +1.37	1:53.17 +5.69	2:52.71 +9.28	3:52.04 +14.50
11	2	1	 EST	Albert ORLOV	54.24 +0.95	1:53.43 +1.90	2:54.57 +4.68	3:53.30 +15.75
12	2	9	 SLO	Jakob STOJANOVIC	55.71 +1.09	1:54.59 +0.49	2:55.58 +0.18	3:53.52 +15.97
13	2	7	 LTU	Heraldas KAIRYS	54.62 +1.33	1:54.10 +2.57	2:55.40 +5.50	3:53.59 +16.05
14	2	2	 LAT	Valters MANCASS	56.17 +0.45	1:57.80 +3.21	2:57.30 +1.71	3:53.82 +16.27
15	1	2	 BEL	Rafael BASTIAENS	54.14 +0.85	1:53.41 +5.93	2:53.57 +10.13	3:54.24 +16.69
16	2	3	 AUT	Carol IRSIGLER	56.23 +0.51	1:54.79 +0.20	2:55.18 +5.29	3:55.52 +17.98
17	2	6	 BUL	Viktor VODENICHARSKI	55.45 +0.82	1:55.48 +0.89	2:55.54 +0.14	3:56.17 +18.63
	2	8	 GRE	Konstantinos BENETOS				DNS