


















RESULTS SUMMARY

2020 OLYMPIC HOPES COMPETITION

K1 Men 500m U18

| Rank | SF | Lane | NF | Name(s) | 250m | Time |
|------|----|------|---|-------------------|----------------|--------------------------|
| 1 | 1 | 6 |  SRB | Branko LAGUNDZIC | 48.28 | 1:39.97 |
| 2 | 1 | 5 |  HUN | Aron Levente MIKO | 49.42 +1.14 | 1:40.99 +1.02 |
| 3 | 1 | 8 |  CZE | Patrik PODRASKY | 49.53 +1.24 | 1:42.09 +2.12 |
| 4 | 1 | 3 |  HUN | Kristof KERESZTES | 50.19 +0.66 | 1:42.76 +2.79 |
| 5 | 1 | 7 |  UKR | Valerii VICHEV | 50.30 +0.77 | 1:43.84 +3.87 |
| 6 | 1 | 9 |  FRA | Axel LE ROUX | 51.30 +1.77 | 1:44.82 +4.85 |
| 7 | 1 | 4 |  CZE | Jan MACHACEK | 50.15 +0.62 | 1:45.08 +5.11 |
| 8 | 2 | 3 |  SRB | Igor PUTNIK | 50.31 | 1:45.19 +5.22 |
| 9 | 1 | 2 |  BUL | Peslav SIMEONOV | 52.54 +1.24 | 1:45.20 +5.23 |
| 10 | 2 | 5 |  EST | Aron FABER | 51.74 +0.07 | 1:46.42 +6.45 |
| 11 | 2 | 6 |  LAT | Zigmars CINOVSIS | 51.67 +1.35 | 1:47.22 +7.25 |
| 12 | 2 | 7 |  LAT | Ingus JUSTS | 53.06 +1.38 | 1:47.66 +7.69 |
| 13 | 2 | 2 |  BUL | Vasil HRISTOV | 52.90 +1.23 | 1:48.84 +8.87 |
| 14 | 1 | 1 |  FRA | Bertrand PETIBOUT | 51.64 +0.34 | 1:49.32 +9.35 |
| 15 | 2 | 8 |  SLO | Jan CERNE | 55.21 +2.15 | 1:53.27 +13.30 |
| 16 | 2 | 1 |  SLO | Klemen RAJCIC | 53.93 +0.87 | 1:53.44 +13.47 |
| 17 | 2 | 9 |  MKD | Vladimir MALESKI | 57.34 +2.12 | 2:00.13 +20.16 |